展会用简易版
Item No.94022610

QUANTUM MASCHINEN - GERMANY

TOOLMAXX tools for life

DOMAXX made by Toptech

CLEANMAXX

TOPTECH® OPTIMUM®

www.toptechmachine.cn

简易版，仅供参考。

如需了解详细规格，请联系您的销售代表。

Simplified version, only for reference.

Please contact your sales representative for further specifications.







WWW.TOPTECH.CN

扬州欧普兄弟机械工具有限公司

Yangzhou Euro Brother Machine & Tools Co., Ltd.

数控加工中心 CNC MACHINING CENTER



适用于学校教学及小型工件的批量生产

Suitable for school teaching and the batch production of small workpieces



F 3Plus



F 50



F 80



F 105



F 150E/210P



F 120X



型号 Model	F 3Plus	F 50	F 80	F105	F 150E	F 210P	F 120X
货号 Item No	1103301	1105000	1108000	1110500	1115001	1121002	1112200
电气 Electrical data							
总功率 Total power	4.5 KW	7 KW	7 KW	7.5 KW	15 KW	18 KW	15 KW
主电机功率 Main motor power S1	1.5 KW	3.7 KW	3.7 KW	3.7 KW	7.5 KW	7.5 KW	5.5 KW
电机扭矩 Torque motor(X,Y,Z axis)	1.9/3.5/3.5 Nm	3.5/6/6 Nm	6/6/11 Nm	8/8/11NM	9.55 / 9.55 / 16.7 Nm	11/16/20 Nm	7.4/7.4/10.5 Nm
主轴 Spindle							
主轴锥度 Spindle taper	BT30	BT30	BT40	BT40	BT40	BT40 (DDS)	BT30 (DDS)
转速 Spindle speed	6000 rpm	8000 rpm	10000 rpm	10000 rpm	10000 rpm	12000 rpm	16000 rpm
主轴到立柱距离 Throat	270 mm	315 mm	370 mm	450 mm	560 mm		400mm
主轴到工作台距离 Distance spindle-table	110-360 mm	90-410 mm	100-550 mm	100-600 mm	120-670 mm		150-450 mm
刀库 Tool changer	可选 for optional						
容量 Capacity	8 tools	8 tools	12 tools	12 tools	16 tools	24 tools	21 tools
刀具尺寸 Tool diameter	Ø 50-100mm/ 180 mm	Ø 63-100 mm/ 200 mm	Ø 70-75 mm/ 200 mm	Ø 70-75 mm/ 300 mm	Ø 78-80 mm/ 300 mm	Ø 78-80 mm/ 300 mm	80 mm
刀具重量 Tool weight (Max)	3 kg	3 kg	6 kg	6 kg	8 kg	8 kg	3 kg
换刀时间 Time-tool changing	6 S	6 S	6 S	6 S	2-5 S	1.5-2.5 S	7.33 S
工作台 Table							
尺寸 lengthxwidth	465x200 mm	690x225 mm	800x260 mm	900x350 mm	1000x500 mm		650 x 400 mm
T 型槽尺寸 T-slot(size/distance/number)	12 mm/73mm/3	14 mm/63 mm/3	16 mm/50 mm/5	14 mm/100 mm/3	18 mm/80 mm/5		14 mm /125 mm/ 3
承重 Load(Max)	30kg	100 kg	200 kg	350 kg	800 kg		250 kg
行程 Travel							
X/Y/Z 轴行程 X/Y/Z axis travel	360/170/250 mm	330/220/320 mm	450/300/450 mm	630/350/500 mm	800/500/550 mm		500/400/300 mm
快移 Rapid feed(X,Y,Z axis)	10 m/min	10 m/min	18 m/min	24 m/min	32 m/min		40 m/min.
精度 Accuracy							
定位精度 Positioning accuracy	±0.015 mm	±0.01 mm	±0.008 mm	±0.008 mm	± 0.008 mm		± 0.006 mm
重复精度 Repeat positioning accuracy	±0.01 mm	±0.01 mm	±0.008 mm	±0.008 mm	± 0.008 mm		± 0.005 mm
尺寸 Dimensions							
长x宽 LxW	1410 mm	2030 mm	1930 mm	2161 mm	2550 mm		2860 mm
高 H	1522x2220 mm	1690x1980 mm	1667x1950 mm	1856x2200 mm	2120x2600 mm		1961x2135 mm
重量 Weight	720 kg	1423kg	2300 kg	2800 kg	3250 kg		3 800 kg

Subject to product upgrade and parameter change without prior notice 如产品升级，参数变更，恕不另行通知

TOPTECH®
www.toptechmachine.cn
OPTIMUM®











型号 Model	F300	F500	F600	F800	F900
货号 Item No	1130000	1150000	1160000	1180000	1190000
电气 Electrical data					
总功率 Total power	21 KW	24 KW	28 KW	36 KW	36 KW
主电机功率 Main motor power S1	11 KW(BT40)	11 KW	15 KW	15 KW	15 KW
电机扭矩 Torque motor(X,Y,Z axis)	20/20/20 Nm	30/30/30 Nm	27/27/27 Nm	27/27/27 Nm	36/36/36 Nm
主轴 Spindle					
主轴锥度 Spindle taper	BT40	BT40	BT40	BT50/BT40	BT 50/BT40
转速 Spindle speed	10000 rpm	8000 rpm	8000 rpm	8000 rpm	6000 rpm
主轴到立柱距离 Throat	702 mm	720 mm	740 mm	900 mm	990 mm
主轴到工作台距离 Distance spindle-table	120-770 mm	170-870 mm	150-850 mm	120-920 mm	95-995 mm
刀库 Tool changer					
容量 Capacity			24 tools(Disc type)		
刀具尺寸 Tool diameter	Ø 78-80 mm/ 300 mm	Ø 78-80 mm/ 300 mm	Ø 78-80 mm/ 300 mm	Ø 120-200 mm/ 300 mm	Ø 120-200 mm/ 300 mm
刀具重量 Tool weight (Max)	8 kg	8 kg	8 kg	15 kg	15 kg
换刀时间 Time-tool changing	1.5-2.5 S	1.5-2.5 S	1.5-2.5 S	2-4.5 S	2-4.5 S
工作台 Table					
尺寸 lengthxwidth	1200x600 mm	1300x650 mm	1400x700 mm	1700x800 mm	2000x900 mm
T 型槽尺寸 T-slot(size/distance/number)	18 mm/125 mm/5	18 mm/125 mm/5	18 mm/125 mm/5	22 mmx140 mm/5	18 mmx125mm/7
承重 Load(Max)	800 kg	1100 kg	1100 kg	1600 kg	1800 kg
行程 Travel					
X/Y/Z 轴行程 X/Y/Z axis travel	1100/650/650 mm	1150/650/700 mm	1250/700/700 mm	1500/800/800 mm	1850/900/900 mm
快移 Rapid feed(X,Y,Z axis)	36 m/min	32 m/min	32 m/min	24 m/min	24 m/min
精度 Accuracy					
定位精度 Positioning accuracy	±0.008 mm	± 0.008 mm	± 0.005 mm	±0.005 mm	±0.005 mm
重复精度 Repeat positioning accuracy	±0.005 mm	±0.005 mm	±0.005 mm	±0.005 mm	±0.005 mm
尺寸 Dimensions					
长x宽 LxW	2850 mm	2900 mm	3300 mm	3770 mm	3950 mm
高 H	2450x2600 mm	2550x2700 mm	2800x3150 mm	3160x3315 mm	3275x3457 mm
重量 Weight	4200 kg	5600 kg	9000/9500 kg	12800 kg	13400 kg

Subject to product upgrade and parameter change without prior notice 如产品升级，参数变更，恕不另行通知

数控车 CNC LATHE MACHINING





L 28HS



L 34HS



L 40



L 50E/P



L 660



型号 Model	L28HS	L33HS	L34HS	L40	L50E	L50P	L660 CNC	
货号 Item No	1302900	1303400	1303500	1304000	1305100	1305300	1366000	1366100
电气Electrical data								
电气连接 Electrical connection	400V 50Hz 3ph							
总功率 Total power	3.5 KW	5 KW	6.5 KW	11 KW	11 KW	14 KW	7.5 KW	
主电机功率 Main motor power S1	2.2 KW	3 KW	3.7 KW	7.5 KW	7.5 KW	9 KW		
加工能力Capacity								
床身上回转直径 Swing over bed	ø300 mm	Ø330 mm	ø340 mm	Ø500 mm	Ø500 mm		ø660 mm	
托板上回转直径 Swing over cross slide	ø200 mm	Ø152 mm	ø152 mm	Ø320 mm	Ø280 mm		ø440 mm	
中心宽Center width	650 mm	750 mm	800 mm	1000 mm	400 mm		400 mm	
中心高Center height	150 mm	165 mm	170 mm	250 mm	245 mm		330 mm	
主轴Spindle								
主轴鼻端Spindle nose	A2-3	A2-4	A2-4	A2-6	A2-6/A2-8		D1-8	
主轴孔Spindle bore	ø30 mm	Ø38 mm	ø46 mm	Ø51 mm	Ø52 mm		ø113	
转速Spindle speed range	40-4000 rpm	30-4000 rpm	30-3500 rpm	30-2500 rpm	30-3000 rpm		15-1500 rpm	
卡盘Lathe chuck	Ø125 mm	Ø160 mm	Ø160 mm	Ø200 mm	Ø200 mm		Ø250 mm	
刀塔Tool changer								
类型Type	electric	electric	electric	electric	electric	servo(VDI30)	electric	
刀具位数 Numbers of tool position	6	6	6	8	8	8	6 or 8	
刀具尺寸 Section of tool (Max)	16x16 mm	16x16 mm	16x16 mm	20x20 mm	20x20 mm	20x20 mm	32x32 mm	
行程Travel								
行程X/Z axis	145/465 mm	165/600 mm	185/540 mm	240/850 mm	300/800 mm		370/1460 mm	
快移X/Z axis rapid speed	6000/8000 mm/min				15000 mm/min	20000 mm/min	1460/9000 mm/min	
精度Accuracy								
定位精度Position accuracy	±0.01 mm			±0.015 mm	±0.01 mm		±0.02 mm	
重复定位精度 Repeat position accuracy	±0.01 mm			±0.01 mm	±0.005 mm		±0.01 mm	
尾架Tailstock								
尾架锥度Tailstock taper	MT2	MT3	MT3	MT4	MT5		MT5	
尾架套筒尺寸 Tailstock sleeve diameter	ø30 mm	Ø45 mm	ø45 mm	Ø55 mm	Ø75 mm		ø90 mm	
尾架套筒行程 Tailstock sleeve travel	80 mm	120 mm	120 mm	120 mm	150 mm		235 mm	
尺寸Dimensions								
长 L	1655 mm	1900 mm	1950 mm	2540 mm	3000 mm		3120 mm	
宽x高WxH	1265x1910 mm	1185x1700 mm	1430x1713 mm	1420x1750 mm	1550x1950 mm		1900x1870 mm	
净重Net weight	3800 kg	4500 kg	5200 kg	2400 kg	4200 kg		3500 kg	

Subject to product upgrade and parameter change without prior notice 如产品升级，参数变更，恕不另行通知

TOPTECH®
www.toptechmachine.cn

OPTIMUM®





S 400/600



S 650P



S 780L



更多加工尺寸请联系我们!
Please contact us for further specifications !

型号 Model	S400E CNC	S400P CNC	S600E CNC	S600P CNC	S650P(0.6m*)	S780L(1m*)	S1000L(1m*)
货号 Item No	1540000	1540100	1560000	1560100	1152000	1178000	1185000
电气Electrical data							
电气连接 Electrical connection	400V 50Hz 3ph						
总功率 Total power	12 KW	15 KW	20 KW	24 KW	25 kw(Approx.)	45 kw(Approx.)	82 kw(Approx.)
主电机功率 Main motor power S1	7.5 KW	9 KW	12 KW	12 KW	11-15 kw(Approx.)	30-37 kW(Approx.)	55kw(Approx.)
加工能力Capacity							
床身上回转直径 Swing over bed	ø450 mm		ø500 mm		ø 580 mm	ø 780 mm	ø 1000 mm
托板上回转直径 Swing over cross slide	ø220 mm		ø250 mm		ø 330 mm	ø 500 mm	ø 750 mm
斜床身Slant bed	45°				30°	45°	
主轴Spindle							
主轴鼻端Spindle nose	A2-6		A2-6		A2-6	A2-11	A2-15
主轴孔径Spindle bore	ø61 mm		ø61 mm		66 mm	Ø 105 mm	Ø 132 mm
转速Spindle speed range	40-4500 rpm		40-4500 rpm		4200 rpm	2000 rpm	1800 rpm
刀塔Tool changer							
类型Type	hydraulic	BT45,power	hydraulic	BT55,power	BT55,power	BT65,power	BT85,power
刀位数 Numbers of tool position	8	12	8	12	12	12	12
刀具尺寸 Section of tool (Max)	■25x25 mm ●ø32 mm	■25x25 mm ●ø32 mm	■25x25 mm ●ø32 mm	■25x25 mm ●ø40 mm	■25x25 mm ●ø32 mm	■25x25 mm ●ø50 mm	■32x32 mm ●ø50 mm
行程Travel							
X/Z行程X/Z axisTravel	230/530 mm		250/850 mm		260/580 mm	350/1000mm	500/1000mm
快移X/Z axis rapid speed	16 m/min		16/20 m/min		24 m/min	16 m/min	16 m/min
精度Accuracy							
定位精度Position accuracy	±0.01 mm		±0.01 mm		± 0.007 mm	±0.01 mm	
重复定位精度 Repeat position accuracy	±0.008 mm		±0.008 mm		± 0.005 mm	±0.008 mm	
尾架Tailstock							
尾架锥度Tailstock taper	MT4		MT4		MT5	MT5	
尾架套筒尺寸 Tailstock sleeve diameter	ø72 mm		ø72 mm		80 mm	150 mm	180 mm
尾架套筒行程 Tailstock sleeve travel	100 mm		100 mm		80 mm	180 mm	200 mm
尺寸Dimensions							
长 L	2816		3140 mm		3600mm	5400mm	6400mm
宽x高WxH	2240x1998 mm		2430x2100 mm		2000X2300mm	2700X2400mm	3260X3940mm
净重Net weight	3500 kg		4000 kg		4000 kg	7600 KG	12000KG

Subject to product upgrade and parameter change without prior notice 如产品升级，参数变更，恕不另行通知

钻床 DRILLING MACHINE（BELT DRIVE）

DX 13V



DX 15V



DX 17V



DH 18V





皮带传动，防护罩带安全开关
Belt drive, V-belt cover with safety switch

DQ 14



DQ 18



DQ 20V



DQ 25T



DQ 25



DQ 32



型号Model	DX13V	DX15V	DX17V /DX17E	DH 18V	DQ14	DQ 18	DQ 22	DQ20V
货号Item No	3301300	3301500	3301700	3401800	3101420	3101810	3102210	3102010
电气连接 Electrical connection	230 V/1 ph/50 Hz							
电机功率Motor power	0.85 KW		1 KW	1.5 KW	350W	450W	550W	750W
加工能力 Capacity (S235JR)								
钻孔能力 Drilling performance in steel	ø13 mm	ø15 mm	ø16 mm	Ø18 mm	Ø13 mm	Ø15.9 mm	Ø16 mm	Ø16 mm
连续钻孔能力 Continuous drilling performance steel	ø11 mm	ø12 mm	ø13 mm	Ø13 mm	Ø13 mm	Ø15.9 mm	Ø16 mm	Ø16 mm
主轴Spindle								
主轴锥度Spindle seat	MT2			MT2	B16		MT2	
套筒行程Spindle stroke	60 mm		60 mm	65 mm	52mm	65mm	85mm	80mm
喉距Throat	235 mm		235 mm	130 mm	104mm	127mm	169mm	152.4mm
主轴到工作台距离 DistanceSpindle - table	/	0-385 mm	140-390 mm	0-370 mm	250 mm	319mm	460mm	423mm
主轴到底座距离 Distance Spindle - base	360 mm	385 mm	420 mm	485 mm	340mm	518mm	639mm	599mm
转速 Spindle speeds	100-3000 rpm		50-4000 rpm	100-6000 rpm	700-2500 rpm	600-2400 rpm	300-2300 rpm	450-2500 rpm
级速 Number of speeds	Variable			Variable	5	5	12	Variable
工作台Drilling table								
尺寸Drilling table size	/	290x290 mm	290x290 mm	230x245 mm	170x170 mm	200x200 mm	270x270 mm	243x243 mm
T型槽尺寸 T-slot size/spacing/count	/	10 mm/100 mm/2		12 mm, diagonal		14mm,diagonal		14mm,diagonal
底座Machine base								
尺寸Stand work surface	290x280 mm		290x280 mm	200x240 mm	330x215 mm	254x374mm	410x325 mm	304x456mm
T型槽尺寸 T-slot size/spacing/count	14 mm/ 100 mm/2			12 mm/80 mm/2	14 mm/84 mm/2	14mm/116mm/2		14mm/116mm/2
尺寸Dimensions								
立柱尺寸Column diameter	ø60 mm		ø60 mm	Ø60 mm	Ø46mm	Ø60mm	Ø70mm	Ø65mm
长Length	325 mm	425 mm	425 mm	445mm	470 mm	301mm	353 mm	397 mm
宽x高width x height	517x885 mm	475x950 mm	481x940 mm	552x850 mm	282x635 mm	568x848 mm	700x1004 mm	576x957 mm
重量N.W./G.W.	65/78 kg	80/93 kg	80/93 kg		18.5/19.7kg	28.3/30.2kg	41.7/45kg	40.7/43.5kg

Subject to product upgrade and parameter change without prior notice 如产品升级，参数变更，恕不另行通知



D 26Pro



D 33Pro



D 17Pro



D 23Pro



DQ25T	DQ25	DQ 32	D 17Pro	D 23Pro	D 23Pro V	D 26Pro	D 26Pro V	D 33Pro	D 33Pro V
3102511	3102510	3103210	3003010	3003020	3003021	3003030	3003031	3003040	3003041
400 V/3 Ph/50 Hz			230 V/1Ph/50 Hz	400 V/3 Ph	230 V/1 Ph	400 V/3 Ph	230 V/1 Ph	400 V/3 Ph	230 V/1 Ph
0.75 KW		1.1 KW	500 W	750 W				1.1 kW	
Ø25 mm		Ø30 mm	Ø 16 mm	Ø 25 mm				Ø 30 mm	
Ø20 mm		Ø25 mm	Ø 12 mm	Ø 20 mm				Ø 25 mm	
MT3		MT4	MT 2	MT 2		MT 3		MT 4	
80 mm		120 mm	65 mm	80 mm		85 mm		120 mm	
181.5 mm		254 mm	152 mm	180 mm		210 mm		254 mm	
425 mm	690 mm	640 mm	325 mm	425 mm		720 mm		685 mm	
620 mm	1200 mm	1170 mm	530 mm	618 mm		1230 mm		1180 mm	
200-2440 rpm		120-1810 rpm	500-2520 rpm	200-2440 rpm	150-3300 rpm	200-2440 rpm	150-3300 rpm	120-1810 rpm	150-3300 rpm
12		9	5 steps	12 steps	3 steps	12 steps	3 steps	9 steps	3 steps
280x280 mm		355x355 mm	235 x 220 mm	280 x 245 mm		330 x 290 mm		475 x 425 mm	
14mm,diagonal			12 mm,diagonal			14 mm,diagonal			
238x238 mm	200x260 mm	575x350 mm	220 x 230 mm	240 x 250 mm		385 x 260 mm		410 x 325 mm	
15 mm/120 mm/2		15 mm/138 mm/2	16 mm/148 mm /2	16 mm / 170 mm / 2		16 mm / 170 mm / 2		16 mm / 250 mm / 2	
Ø73 mm		Ø92 mm	Ø 59.5 mm	Ø 73 mm		Ø 80 mm		Ø 92 mm	
700 mm		850 mm	600 mm	654 mm		700 mm		860 mm	
350x1620 mm		390x1660 mm	260x860 mm	330x1012 mm		350x1670 mm		480x1720 mm	
67 /71kg	71 /76.5 kg	120.5/128 kg	39 kg	66 kg		82 kg		135 kg	

Subject to product upgrade and parameter change without prior notice 如产品升级，参数变更，恕不另行通知

钻床 DRILLING MACHINE（皮带驱动 BELT DRIVE）



皮带传动，防护罩带安全断电开关
Belt drive, V-belt cover with safety cut-off switch





DH24FT,DH28FT,DH28FS

主轴自动走刀（可选）
Automatic feed for optional



B 16H



B 24H



B 28H



B 34H



DH 24BV



型号Model	B16H	B24H	B24HV	B28H	B28HV	B34H	B34HV	DH 24BV
货号Item No	3201600	3202400	3402400	3202800	3402800	3203400	3403400	3502480
电气连接 Electrical connection	400 V/3 Ph/50 Hz							400 V/3Ph
电机功率Motor power	550 W	850 W		850 W		2.2/1.5 KW		0.85/1.5 KW
加工能力 Capacity (S235JR)								
钻孔能力 Drilling performance in steel	ø13 mm	ø24 mm		ø28 mm		ø34 mm		Ø24 mm
连续钻孔能力 Continuous drilling performance steel	ø11 mm	ø20 mm		ø24 mm		ø26 mm		Ø20 mm
主轴Spindle								
主轴锥度Spindle seat	MT2	MT2		MT3		MT4		MT 2
套筒行程Spindle stroke	65 mm	85 mm (可选自动走刀 Automatic feed for optional)		105 mm (可选自动走刀 Automatic feed for optional)		160 mm		85 mm
喉距Throat	130 mm	165 mm		200 mm		285 mm		165 mm
主轴到工作台距离 DistanceSpindle - table	360 mm	445 mm		927 mm		790 mm		445 mm
主轴到底座距离 Distance Spindle - base	495 mm	595 mm		1280 mm		1270 mm		595 mm
转速 Spindle speeds	450-3500 rpm	350-4000 rpm	100-5950 rpm	120-4000 rpm	35-5600 rpm	145-4800 rpm	40-5000 rpm	300-4000 rpm
级速 Number of speeds	5 steps	7 steps	4 steps	16 steps	12 steps	2x9 steps	9 steps	
工作台Drilling table								
尺寸Drilling table size	230x245 mm	280x300 mm		340x360 mm		420x400 mm		280x300 mm
T型槽尺寸 T-slot size/spacing/count	12 mm,diagonal	14 mm,diagonal				14 mm,diagonal		
底座Machine base								
尺寸Stand work surface	200x240 mm	280x260 mm		370x320 mm		370x390 mm		280x260 mm
T型槽尺寸 T-slot size/spacing/count	12 mm/80 mm / 2	14 mm / 120 mm / 2		14 mm / 120 mm / 2		14 mm / 150 mm / 2		14 mm / 120 mm / 2
尺寸Dimensions								
立柱尺寸Column diameter	Ø60 mm	Ø80mm		Ø92mm		Ø115mm		Ø80 mm
长Length	556 mm	665 mm		715 mm		918 mm		755 mm
宽x高width x height	370x850 mm	435x1000 mm		450x1720 mm		585x1895 mm		440x1175 mm
重量N.W./G.W.	55 kg	92 kg		142 kg		260 kg		115 kg

Subject to product upgrade and parameter change without prior notice 如产品升级，参数变更，恕不另行通知

皮带传动无级变速
防护罩带安全断电开关
Belt drive, Continuously variable speed
V-belt cover with safety cut-off switch

DH 28BV



DH 40BV





DP 26,DP 33
皮带传动，防护罩带安全开关
Belt drive, V-belt cover with safety switch



DP 26BV,DP 33BV
皮带传动无级变速
防护罩带安全断电开关
Belt drive, Continuously variable speed
V-belt cover with safety cut-off switch

DP 26BVT



DP 26BV



DP 33BV



DH 28BV	DH 40BV	DP 26T	DP 26BVT	DP 26	DP 26BVF	DP 33	DP 33BV
3502880	3504080	3112620	3112621	3112610	3112611	3113310	3113311
400 V/3Ph	400 V/3Ph	230V 50Hz 1ph / 400V 50Hz 3ph				400V 50HZ 3PH	
0.85/1.5 KW	1.5/2.2 KW	0.75 KW				1.1 KW	
Ø28 mm	Ø34 mm	Ø25 mm				Ø30 mm	
Ø24 mm	Ø26 mm	Ø20 mm				Ø25 mm	
MT 3	MT 4	MT3				MT4	
105 mm	160 mm	95 mm				125 mm	
200 mm	285 mm	209 mm				270 mm	
927 mm	790 mm	400 mm		740 mm		750 mm	
1280 mm	1270 mm	580 mm				1300 mm	
300-4000 rpm	150-2000 rpm	200-2440 rpm	420-2100 rpm	200-2440 rpm	420-2100 rpm	120-1810 rpm	420 - 2300 rpm
Variable		12	Variable	12	Variable	9	Variable
340x358 mm	400x420 mm	309 x 309 mm				386x386 mm	
14 mm,diagonal		12 mm,diagonal				14 mm,diagonal	
320x320 mm	370x390 mm	499.5 x302.5 mm				385 x 560 mm	
14 mm / 120 mm /2	14 mm/150 mm/2	14 mm / 120 mm / 2				16 mm / 150mm/ 2	
Ø92 mm	Ø115 mm	Ø80 mm				Ø92 mm	
765 mm	975 mm	748 mm		748 mm		945 mm	
500x1940 mm	600x2120 mm	406 x1025 mm		406 x1724 mm		480 x1880 mm	
152 kg	275 kg	96 kg		105 kg		165 kg	

Subject to product upgrade and parameter change without prior notice 如产品升级，参数变更，恕不另行通知

钻床 DRILLING MACHINE(齿轮驱动 GEAR DRIVE)

DH 26GT



DH 28GS



DH 32GS

主轴自动走刀
Electronic Spindle
powerdown feed



DH 40G



可选十字工作台
cross table
for optional

DH 40GP

主轴自动机械走刀
Mechanical Spindle
powerdown feed



可选十字工作台
cross table
for optional

DH 40GPE

主轴自动电子走刀
Electronic Spindle
powerdown feed



可选十字工作台
cross table
for optional

型号Model	DH26GT	DH28GS	DH 28GSV	DH32GS	DH32GSV	DH 40G	DH 40GP	DH 40GPE
货号Item No	3312680	3322880	3422800	3323280	3423280	3345011	3345012	3345010
电气连接 Electrical connection	400 V / 3 Ph /50 Hz							
电机功率Motor power	1.1/1.5 kW	1.1/1.5 kW	1.5 KW	1.5/2.2KW	2.2KW	1.1/1.5KW		
加工能力 Capacity (S235JR)								
钻孔能力 Drilling performance in steel	Ø 26 mm	Ø 28 mm		Ø 32 mm		Ø 32 mm		
连续钻孔能力 Continuous drilling performance steel	Ø 24 mm	Ø 25 mm		Ø 30 mm		Ø 28 mm		
主轴Spindle								
主轴锥度Spindle seat	MT 3			MT4		MT4		
套筒行程Spindle stroke	127 mm	127 mm		125 mm		120 mm		
主轴自动走刀 Automatic spindle sleeve feed	/	/		0.05 mm/0.1 mm		/	0.10/0.18/0.26mm/rev	130 mm/min
喉距Throat	235 mm	260 mm		285 mm		280mm		
主轴到工作台距离 DistanceSpindle - table	450 mm	875 mm		822 mm		785 mm		
主轴到底座距离 Distance Spindle - base	610 mm	1285 mm		1270 mm		1210 mm		
转速 Spindle speeds	75 / 150 rpm 250 / 500 rpm 420 / 840 rpm 1450 / 2900 rpm	75 / 150 rpm 250 / 500 rpm 420 / 840 rpm 1450 / 2900 rpm	45-3200 rmp	75 / 110 rpm 240 / 360 rpm 420 / 620 rpm 1330 / 2000 rpm	40-3000 rpm	95-3200 rpm		
级速 Number of speeds	8 speeds	8 speeds	vario	8 speeds	vario	12 steps		
工作台Drilling table								
尺寸Drilling table size	380 x 380 mm	376 x 394 mm		400 x 420 mm		460x460mm / 730 x 210 mm, cross table for optional		
T型槽尺寸 T-slot size/spacing/count	14 mmdiagonal					14mm,diagonal		
工作台旋转 Drilling table turnable	360°(for optional)					360°/±90°		
底座Machine base								
尺寸Stand work surface	350 x 356 mm	350 x 356 mm		420 x 393 mm		650x450 mm		
T型槽尺寸 T-slot size/spacing/count	14 mm / 120 mm / 2			14 mm / 150 mm / 2		14 mm/230 mm/2		
尺寸Dimensions								
立柱直径Column diameter	Ø 92 mm	Ø 92 mm		Ø 115 mm		Ø 115 mm		
长Length	500 mm	480mm		550mm		595 mm		
宽x高width x height	725x1600 mm	845 x2070 mm		990x2240mm		700 x 2050 mm		
重量N.W./G.W.	158 kg	175 kg		312 kg		290 Kg	335g	345Kg

Subject to product upgrade and parameter change without prior notice 如产品升级，参数变更，恕不另行通知

DH 35V
主轴自动电子走刀
Electronic Spindle
powerdown feed



DH 45GE
主轴自动电子走刀
Electronic Spindle
powerdown feed



DH 45V
主轴自动电子走刀
Electronic Spindle
powerdown feed



DH 55V
主轴自动电子走刀
Electronic Spindle powerdown feed



型号Model	DH 35G	DH 35V	DH 45GE	DH 45V	DH 55G	DH 55V
货号Item No	3323500	3403500	3324510	3404500	3325500	3405500
电气连接 Electrical connection	400 V /50Hz/3PH					
电机功率Motor power	1.5/2.2 KW	2.2 KW	2.2 KW		2.2/2.8 KW	2.2 KW
加工能力 Capacity (S235JR)						
钻孔能力 Drilling performance in steel	ø35 mm		ø40 mm		ø50 mm	
连续钻孔能力 Continuous drilling performance steel	ø26 mm		ø35 mm		ø50 mm	
攻丝能力Tapping capacity	M20		M35		M42	
主轴Spindle						
主轴锥度Spindle seat	MT4		MT4		MT4	
套筒行程Spindle stroke	125 mm		170 mm		200 mm	
主轴自动走刀 Automatic spindle sleeve feed	0.05-0.15 mm/rev		0.1,0.15,0.2 mm/rev		0.1,0.15,0.2 mm/rev	
喉距Throat	285 mm		350 mm		400 mm	
主轴到工作台距离 DistanceSpindle - table	65-800 mm		100-740 mm		130-750 mm	
主轴到底座距离 Distance Spindle - base	1217 mm		1210 mm		1300 mm	
转速 Spindle speeds	75-2000 rpm	30-2950 rpm	90-1520 rpm	30-2430 rpm	45-2000/ 54-2400 rpm	22-3000 rpm
级速 Number of speeds	8 steps	vario	8 steps	vario	16 steps	vario
工作台Drilling table						
尺寸Drilling table size	400x420 mm		530x530 mm		600x600 mm	
T型槽尺寸 T-slot size/spacing/count	14mm,diagonal		18 mm/125 mm/3		18 mm/160 mm/3	
工作台旋转 Drilling table turnable	360°		360°/±90°		360°/±90°	
底座Machine base						
尺寸Stand work surface	395x420 mm		755x480 mm		910x600 mm	
T型槽尺寸 T-slot size/spacing/count	14mm/150 mm/2		18 mm/150 mm/2		18 mm/150 mm/2	
尺寸Dimensions						
立柱尺寸Column diameter	ø115 mm		ø150 mm		ø200 mm	
长Length	860x474x2175 mm		850x550x2440 mm		1050x860x2530 mm	
宽x高width x height	990x550x2240 mm		2540x770x1110 mm		2700x870x1250 mm	
重量N.W./G.W.	350 kg	365 kg	530 kg	550 kg	850 kg	907 kg

Subject to product upgrade and parameter change without prior notice 如产品升级，参数变更，恕不另行通知

摇臂钻 RADIAL DRILLING MACHINE

DR 6 HYDRAULIC



RD 6ESV NEW SERVO



触屏操控(RD6ESV)
方便快捷的去调整转速，进给量，进给速度，深度
touchscreen control(RD6ESV)
Easy and quick to adjust
speed, feed, feed rate, depth



RD 4E NEW



RD 5E NEW



型号Model	DR 4	DR 5	DR 6	RD 4 E	RD 5 E	RD 6ESV
货号Item no.	3703280	3704080	3705080	3703220	3704020	3705010
电气连接Electrical connection						
功率Power main motor	1,5 Kw	3 Kw	4 Kw	2.2 Kw	3 Kw	3.7 Kw
升降电机功率Lifting motor	0,75 Kw	1,1 Kw	1,5 Kw	0.75 Kw	0.75 Kw	1.1 Kw
钻孔能力Drilling capacity						
钻孔能力Drilling capacity in steel	ø 40 mm	ø 40 mm	ø 50 mm	ø 32 mm	ø 40 mm	ø 50 mm
连续钻孔能力 Continuous drilling cap. steel	ø 36 mm	ø 36 mm	ø 46 mm	ø 35 mm	ø 45 mm	ø 50 mm
攻丝能力Tapping capacity	M30	M30	M36	M 20	M 24	M 30
主轴Spindle						
主轴锥度Spindle seat	MT 4	MT 4	MT 5	MT 4	MT 4	315 mm
主轴套筒行程Spindle sleev travel	220 mm	230 mm	270 mm	200 mm	260 mm	MT 5
主轴自动进给Spindle sleeve feed	3 steps 0,1 – 0,25 mm/rev	8 steps 0,1 – 1,25 mm/rev	16 steps 0,04 – 3,2 mm/rev	3 steps: 0.1 -0.25 mm/rev	4 steps: 0.13-0.54 mm/rev	3 steps, 0-795 mm/min
机头行程 Travel drilling head (horizontal)	645 mm	1000 mm	1250 mm	570 mm	1000 mm	1250 mm
摇臂行程Travel of arm (vertical)	510 mm	540 mm	580 mm	500 mm	680 mm	600 mm
主轴到立柱距离 Distance spindle – column	1000 mm	300-1300 mm	350-1600mm	260-1000 mm	280-1210 mm	350-1250 mm
主轴到工作台距离 Distance spindle – table	860 mm	300-1120mm	320-1220 mm	300-870 mm	370-1370 mm	350-1600 mm
转速Spindle speeds	75 – 1220 rpm	32 – 2500 rpm	25 – 2000 rpm	75 – 1220 rpm	40-1896 rpm	20-250, 251-2000 rpm
级数Number of steps	6 steps	16 steps	16 steps	6 steps	12 steps	2 steps,Variable
工作台Drilling table						
方工作台 Working table cube table	400x400x350 mm	600x450x450 mm	630x500x500 mm	400x340x300 mm	600x450x370 mm	630x500x500 mm
台面尺寸Working surface table	1370 x 700 mm	1330 x 750 mm	1560 x 830 mm	1400 x 700 mm	1400 x800 mm	2400x1000 mm
尺寸Dimensions						
立柱直径Column diameter	ø 200 mm	ø300 mm	ø 350 mm	ø 200 mm	ø 280 mm	ø 350 mm
长Length	1750 mm	2100 mm	2500 mm	1500 mm	2045 mm	2677 mm
宽x高 Width x height	770 x 2100 mm	900 x 2490 mm	1070 x 2840 mm	750 x 2200 mm	800x2450 mm	1000x2650 mm
总重Total weight	1250 kg	2500 kg	3500 kg	800 kg	2200 kg	3225 kg

Subject to product upgrade and parameter change without prior notice 如产品升级，参数变更，恕不另行通知

攻丝机
TAPPING MACHINE

TOPTECH®
www.toptechmachine.cn

OPTIMUM®

DTM 2085

NEW



PTM12/16

NEW



ETM16/24/36

NEW



万向座 （可选）
Universal device (optional)



攻丝角度可调, 可实现垂直和水平攻丝
Adjustable tapping angle,It can realize vertical and horizontal tapping

延长臂 （可选）
extension arm (optional)



扩大工作半径, ETM16/24/36范围扩大为1500/1750/1750mm
Extended working range, ETM16/24/36 range extended to 1500/1750/1750mm



永磁底座 300/1000kg (可选)
Permanent magnet base 300kg/1000kg(optional)

工作底座（可选）
Stand (optional)





- 工作底座（可选）
- 大尺寸工作台 (900x600mm)
- 包装尺寸 950x650x820mm
- Stand (optional)
- Large size work table(900x600mm)
- Package size 950x650x820mm
- Item No 9931100/9931101

型号Model	DTM 2085	PTM12	PTM16	ETM 16	ETM 24	ETM 24H	ETM 36
货号Item No	9028000	9030112	9030116	9030216	9030224	9030225	9030236
电气参数Electrical data							
电气连接 Electrical connection	220V/1 Ph/50 Hz	气动 pneumatically		220V/1 Ph ~50 Hz			
功率 Motor Power	1.2 KW	0.11 m^3/min		0.6KW(servo)	2 KW(servo)		2 KW(servo)
工作能力 Capacity							
工作半径 Working radius	850 mm	1100 mm	1100mm	1045 mm (extend to1500mm for optional)	1180 mm (extend to 1750mm for optional)		1180mm (extend to 1750mm for optional)
转速Spindle speed	315 rpm	400 RPM	250 RPM	375 rpm	200 rpm	550 rpm	125 rpm
攻丝能力 Tap capacity	M5-M20	M3-M12	M3-M16	M3-M16	M6-M24	M4-M20	M6-M36
尺寸Dimensions							
包装尺寸packing size	820x760x500 mm	620x380x165 mm		820x720x220 mm	920x720x225 mm		
毛/净重NW/GW	113/128 kg	17/21 KG	19/23 KG	24/32KG	45/52KG		47.5/55 KG

Subject to product upgrade and parameter change without prior notice 如产品升级，参数变更，恕不另行通知

磁座钻 MAGNETIC CORE DRILLING MACHINES

Clearly-arranged operating panel



Removable coolant tank



Automatic internal lubrication



Powerful motor



Ergonomic handles



Magnetic base

* not all models



Reliable guides



DM 35



Core drilling	
Drilling bit Ø max.	Ø 35 mm
Drilling bit depth max.	35 mm
Twist drill	
Drilling bit Ø max.	Ø 13 mm

DM 50



Core drilling	
Drilling bit Ø max.	Ø 50 mm
Drilling bit depth max.	50 mm
Twist drill	
Drilling bit Ø max.	Ø 16 mm

DM 35PF



主轴自动走刀
Electronic Spindle powerdown feed

Core drilling	
Drill bit Ø max.	Ø 35 mm
Bit depth max.	35 mm

DM 35V



Core drilling	
Drill bit Ø max.	Ø 35 mm
Bit depth max.	35 mm
Twist drilling	
Drill bit Ø max.	Ø 18 mm

型号Model	DM 35	DM 50	DM 35PF	DM 35V
货号Item no.	3071036	3071051	3071435	3071136
电气连接Electrical connection				
电气连接Electrical connection	230 V / 1 Ph ~50 Hz	230 V / 1 Ph ~50 Hz	230 V / 1 Ph ~50 Hz	230 V / 1 Ph ~50 Hz
功率Motor power	1.6 kW	1.65 kW	1.6 kW	1.6 kW
主轴Spindle				
主轴锥度Spindle seat	Weldon 3/4 "	Weldon 3/4 "	Weldon 3/4 "	Weldon 3/4 "
机头行程Head travel	210 mm	230 mm	210 mm	120 mm
磁座Magnetic foot				
磁座尺寸 Magnetic foot dimensions	166 x 80 x 44 mm	166 x 80 x 44 mm	166 x 80 mm	166 x 80 x 44 mm
磁力Magnetic attraction force	16 KN	16.5 KN	16 KN	14.8 KN
转速Rotational speeds				
转速Speed without load	830 min^{-1}	780 min^{-1}	810 min^{-1}	100 – 550 min^{-1} continuously variable
尺寸Dimensions				
长x宽x高Length x width x height	270 x 210 x 480 mm	270 x 210 x 480 mm	350 x 250 x 430 mm	300 x 260 x 420 mm
净重Net weight	11 kg	12 kg	13.5 kg	12 kg

Subject to product upgrade and parameter change without prior notice 如产品升级，参数变更，恕不另行通知

DM 50V



Core drilling	
Drilling bit Ø max.	Ø 50 mm
Drilling bit depth max.	50 mm
Twist drill	
Drilling bit Ø max.	Ø 16 mm

DM 60V



Core drilling	
Drilling bit Ø max.	Ø 60 mm
Drilling bit depth max.	50 mm
Twist drill	
Drilling bit Ø max.	Ø 23 mm

DM 98V



Core drilling	
Drilling bit Ø max.	Ø 98 mm
Drilling bit depth max.	75 mm
Twist drill	
Drilling bit Ø max.	Ø 28 mm

DM 98V

Tapping function



Core drilling	
Drill bit Ø max.	Ø 36 mm
Bit depth max.	50 mm
Twist drilling	
Drill bit Ø max.	Ø 22 mm
Thread cutting	
Drill bit Ø max.	M16

DM 38VF



Core drilling	
Drill bit Ø max.	Ø 35 mm
Bit depth max.	35 mm

DM 50PM

Permanent magnet



Core drilling	
Drilling bit Ø max.	Ø 50 mm
Drilling bit depth max.	50 mm
Twist drill	
Drilling bit Ø max.	Ø 18 mm

DM 50V	DM 60V	DM 98V	DM 48VT	DM 38VF	DM 50PM[1]
3071151	3071161	3071198	3071248	3071338	3071550
230 V / 1 Ph ~50 Hz	230 V / 1 Ph ~50 Hz	230 V / 1 Ph ~50 Hz	230 V / 1 Ph ~50 Hz	230 V / 1 Ph ~50 Hz	230 V / 1 Ph ~50 Hz
1.7 kW	1.99 kW	2.28 kW	1.7 kW	1.65 kW	1.7 kW
Weldon 3/4 "	MT 2 / Weldon 3/4 "	MT 3/Weldon 3/4 "	MT 2/Weldon 3/4 "	Weldon 3/4 "	Weldon 3/4 "
130 mm	220 mm	230 mm	230 mm	45 mm	230 mm
166 x 80 x 44 mm	202 x 102 x 44 mm	202 x 103 mm	165 x 80 x 44 mm	166 x 80 mm	2 pieces, 186 x 40 mm
15.6 KN	16 KN	17 KN	14.5 KN	14.5 KN	6.5 KN
100 – 530 min^{-1} continuously variable	100 – 600 min^{-1} continuously variable	100-140/170/360 min^{-1} 3 steps, infinitely variable	320/ 560 min^{-1} infinitely variable	640 min^{-1}	20 – 280 / 510 min^{-1} 2 steps, infinitely variable
297 x 244 x 405 mm	330 x 230 x 490 mm	330 x 240 x 650 mm	300 x 250 x 430 mm	350 x 150 x 240 mm	340 x 250 x 430 mm
13 kg	18.3 kg	18.5 kg	13 kg	8.8 kg	11.6 kg

Subject to product upgrade and parameter change without prior notice 如产品升级，参数变更，恕不另行通知

钻铣床 MILLING&DRILLING MACHINES

MH 15V



BF 20VL



BF 30V



· Machine stand is for optional

BF 16V



Machine stand is for optional

MH 20V



型号Model	BF16 V	BF20 V	BF20L V	BF30 V	BF46 V	MH15V	MH 20V	MH 20LV
货号Item no.	2501600	2502000	2502100	2503000	2504600	2501500	2501800	2501801
电气连接 Electrical connection	230 V / 1 Ph ~50 Hz				400V / 50Hz /3 ph	230V 50HZ 1PH		
功率Motor power	900 W	900 W		2.6 KW	3 KW	550W	850 W	
加工能力Capacity								
钻孔能力Drilling capacity	Ø16 mm	Ø16 mm		Ø25/Ø28 mm	Ø28/Ø30 mm	Ø13 mm	Ø16 mm	
面铣能力 Face milling dimension	Ø63 mm	Ø20 mm		Ø75 mm	Ø80 mm	Ø50 mm	Ø52 mm	
立铣能力 End milling dimension max.	Ø20 mm	Ø63 mm		Ø30 mm	Ø32 mm	Ø13mm	Ø20 mm	
主轴Spindle								
主轴锥度Spindle taper	MT2/M10	MT2/M10		MT3/ISO30 (M12)	MT4/ISO 40(M16)	MT2/M10	MT2/M10	
主轴套筒直径Sleeve diameter	Ø60 mm	Ø60 mm		Ø68	Ø80	Ø60mm	Ø60 mm	
主轴套筒行程Sleeve travel	50 mm	50 mm		90 mm	115 mm	45mm	50 mm	
主轴到立柱距离 Distance spindle-column	175 mm	185 mm		220 mm	260 mm	145mm	170 mm	
转速 Gear stages	L:100-1500 rpm H: 200-3000 rpm	L:90-1480 rpm H:150-3000 rpm		L:80-963 rpm M:135-1621 rpm H:257-3000 rpm	L:115-600 rpm M:270-1400 rpm H:590-3000 rpm	90-2250rpm 2steps	100-3000 rpm, 2 Steps	
主轴旋转角度 Spindle inclined angle	±90°	±90°		±45°	±45°	±45°	±90°	
十字工作台Cross table								
尺寸Tabel(LxW)	400x120 mm	500x180 mm	700x180 mm	750x210 mm	850x240 mm	400x120mm	500x180 mm	700x180 mm
T型槽尺寸 T-slot size/distance/number	10 mm / 35 mm / 3	12 mm / 63 mm / 3		12 mm 63 mm / 3	18 mm /80 mm / 3	10 mm/35 mm	12 mm/63 mm/3	
重量(max.) load	62 kg	50 kg	40 kg	150 kg	200 kg	62 kg	40 kg	50 kg
行程Travel								
X轴行程X-axis travel	220 mm	280 mm	480 mm	450 mm	520 mm	240mm	280 mm	
Y轴行程Y-axis travel	160 mm	175 mm		200 mm	260 mm	135mm	175 mm	
Z轴行程Z-axis travel	210 mm	280 mm		470 mm	541 mm	150mm	210 mm	
尺寸Dmensions								
尺寸size(LxWxH)	505x465x795 mm	722x550x770 mm	950x550x770 mm	1073x791x1324 mm	950x1210x1520 mm	510x490x630 mm	750/950x650x820 mm	
包装尺寸packing size(LxWxH)	483x444x857 mm	606x554x917 mm	770x714x917 mm	844x844x1342 mm	904x904x1535 mm	540x590x780 mm	770x714x917 mm	
毛/净重NW/GW	62 kg/78 kg	103/130 kg	112/139 kg	266/318 kg	426/470 kg	58.5 kg/77 kg	94/117 kg	99/120 kg

Subject to product upgrade and parameter change without prior notice 如产品升级，参数变更，恕不另行通知

MH 25SPV

可选 X/Y/Z 轴快移
Rapid motion X/Y/Z axis for fast positioning (MH25SPV)



MH 3DV

NEW



MH 50G





- DRO 5数显可选
- Digital position display DRO 5 (for optional)
- 3383975



- 可选床脚Machine stand is for optional

MH 22V	MH25PV	MH 2DV	MH 3DV	MH35G	MH35V	MH50G	MH50V
2502200	2502501	2502010	2503010	2703500	2503500	2705000	2705100
230V 50HZ 1PH		230 V / 50Hz	230 V / 50Hz	400V 50HZ 3PH			
1200 W	1.5 KW	1.5 KW	2.2 KW	1.1/1.5 KW	1.5 KW	1.5/2.2 KW	2.2 KW
Ø20 mm	Ø 20 mm	Ø16 mm	Ø25 mm	Ø 32 mm		Ø 38 mm	
Ø52 mm	Ø 50 mm	Ø13 mm	Ø28 mm	Ø 80 mm		Ø 80 mm	
Ø12 mm	Ø 25 mm	Ø63 mm	Ø75 mm	Ø 28 mm		Ø 32 mm	
BT20	BT30	MT2/M10	MT3/M12	BT30		BT40	
Ø60 mm	Ø70mm	Ø60 mm	Ø68 mm	Ø 68		Ø 68	
50 mm	60mm	70 mm	100 mm	90 mm		115 mm	
185 mm	185 mm	185 mm	200 mm	215 mm		285 mm	
90-3000 rpm, 2 Steps	200-4000 rpm	200-3000 rpm	120-3000 rpm	220-3100 rpm	50-3260 rpm	220-3260 rpm	50-3260 rpm
±90°	±45°	±90°	±90°	±30°		±30°	
700x180 mm	620x 180mm	700x180 mm	750x210 mm	750x210 mm		1000 x240 mm	
12 mm/63 mm/3	12 mm/50 mm/3	12 mm / 63 mm / 3	12 mm / 63 mm / 3	12 mm / 63 mm / 3		14 mm/80 mm/3	
50 kg		40 kg	50 kg	150 kg		175 kg	
480 mm	390mm	480 mm	450 mm	450 mm		650 mm	
175 mm	225mm	175 mm	200 mm	200 mm		310 mm	
270 mm	260mm	280 mm	360 mm	460 mm		320 mm	
755x643x872 mm	955x970x1075mm	950x550x770 mm	1073x792x1160 mm	1030x910x1340 mm		1036x1090x1809 mm	
750x764x937 mm	870x940x1135mm	770x714x917 mm	850x830x1350 mm	914x 924 x1577 mm		1124 x1124 x1810 mm	
116/143 kg	207/245 kg	112/139 kg	270/320 kg	323/368 kg		524/585 kg	

Subject to product upgrade and parameter change without prior notice 如产品升级，参数变更，恕不另行通知

钻铣床 MILLING&DRILLING MACHINES

MB 4

NEW





可选内置式数显表
Built-in type digital position display
Aluminium Magnetic Stripe Module
(for optional) 33384590050



MB 4VS

NEW

SERVO





MB 4PV

主轴自动走刀
Electronic Spindle
powerdown feed



型号Model	MB 4		MB 4V	MB 4VS	MB4P	MB4PV
货号Item no.	3338450		2503202	3338454	2204580	2504580
电气连接 Electrical connection	400 V/3 Ph/ 50 Hz	230 V/1 Ph/50 Hz	230 V/1 Ph/50 Hz		400 V / 3 Ph ~50 Hz	
功率Motor power	1.1 / 1.5 kW	1.5KW	1.5kw	3kw	1.5 KW/1.1 KW	
加工能力Capacity						
钻孔能力Drilling capacity	Ø 32 mm				Ø 32 mm	
面铣能力 Face milling dimension	Ø 63 mm				Ø 63 mm	
立铣能力 End milling dimension max.	Ø 28 mm				Ø 28 mm	
主轴Spindle						
主轴锥度Spindle taper	MT 4				MT4 orR8	
主轴套筒直径Sleeve diameter	Ø75 mm				Ø75 mm	
主轴套筒行程Sleeve travel	120 mm				120 mm	
主轴到立柱距离 Distance spindle-column	275 mm				258 mm	
转速 Gear stages	95 - 3 200 rpm	95 - 1600 rpm	60-3000 rpm		95-3200 rpm	60-2760 rpm
主轴旋转角度 Spindle inclined angle	± 60°					
十字工作台Cross table						
尺寸Tabel(LxW)	800 x 240 mm				800x240 mm	
T型槽尺寸 T-slot size/distance/number	14 mm / 80 mm / 3				14 mm/ 80 mm /3	
重量(max.) load	80 kg				80 kg	
行程Travel						
X轴行程X-axis travel	450 mm				manual 560 mm / automatic 480 mm	
Y轴行程Y-axis travel	200 mm				195 mm	
Z轴行程Z-axis travel	430 mm				350 mm	
尺寸Dmensions						
尺寸size(LxWxH)	1 150 x 775 x 1 420 mm				1500x935x2060 mm	
包装尺寸packing size(LxWxH)	760x850x1150mm				1110x1110x2285 mm	
Neight	320/350 kg				413/475 kg	

Subject to product upgrade and parameter change without prior notice 如产品升级，参数变更，恕不另行通知

MX 3



带触摸屏操作的数显
防水薄膜键盘
Digital display with touch screen operation
Waterproof membrane keypad



可选防护罩
防碎屑和飞溅水保护
可折叠设计，便于充分接触工作区域
可拆卸外壳，提升操作便利性
Cross table housing for optional
Protection against chips and splash water
Folds away to allow optimal access to the workspace
Detachable housing for more access



MX 4Pro



可选防护罩
防碎屑和飞溅水保护
可折叠设计，便于充分接触工作区域
可拆卸外壳，提升操作便利性
Cross table housing for optional
Protection against chips and splash water
Folds away to allow optimal access to the workspace
Detachable housing for more access



型号Model	MX 2	MX 3	MX4	MX4 Pro
货号Item no.	2402080	2403180	2404180	2404090
电气连接 Electrical connection	400 V / 3 Ph ~50 Hz			
功率Motor power	3.7kW	3.7kW	5.5kW	4 kW
加工能力Capacity				
钻孔能力Drilling capacity	Ø 30 mm	Ø 32 mm	Ø 40 mm	Ø32 mm
连续钻孔能力 Continuous drilling capacity in steel	Ø 26 mm	Ø 28 mm	Ø 36 mm	Ø28 mm
主轴Spindle				
主轴锥度Spindle taper	ISO40	ISO40	ISO40	ISO 40
主轴Sleeve travel	60 mm	60 mm	60 mm	80 mm
转速Spindle speed	(2)40-2000	(2)40-2000	(2)40 - 2000 rpm	50 - 2500 rpm (V) 50 - 2500 rpm(H)
工作台Drilling table				
横面尺寸Horizontal table size LxW	750 x 320 mm	800x400 mm	850x450mm	800 x 460 mm
T型槽尺寸T-slot size / Distance / Number of horizontal table	14mm/63mm/5	14mm/63mm/6	14mm/63mm/7	14 mm/63 mm / 7
立面尺寸Verticall table size LxW	890x225mm	1020x225mm	1190x250mm	275 x 842 mm
T型槽尺寸T-slot size / Distance / Number of Verticall table	14mm/63mm/3	14mm/63mm/3	14mm/63mm/3	14 mm /63 mm / 4
承重Table load capacity	160 kg	200 kg	300 kg	400 kg
行程Travel				
X轴行程X-axis Travel (automatic)	405mm	500mm	600mm	455/465 mm
Y轴行程Y-axis Travel (automatic)	305mm	400mm	450mm	385/385 mm
Z轴行程Z-axis Travel (automatic)	400mm	400mm	450mm	340/350 mm
进给X/Y/Z-axis feed	10-1000mm/min	10-1000mm/min	10-1000mm/min	0-460 mm/min
尺寸Dimensions				
长x宽x高LengthxWidth x Height	1900x1650x1882mm	1950x1700x1882mm	2200x1900x2000 mm	1350 x 1900x 1830mm
包装尺寸Packing size	165019002250mm	170019502250mm	1900x2200x2250mm	2300 x 1490 x 2230mm
净重/毛重NW/GW	1500/1550 kg	1550/1650 kg	1800/1900kg	1616/1931KG

Subject to product upgrade and parameter change without prior notice 如产品升级，参数变更，恕不另行通知

炮塔铣 MILLING MACHINES

MT 50



MT 60



MT 100



MT 150S NEW



MT 200



MT 230S



型号Type	MT50	MT50V	MT 60	MT 100	MT 130S	MT 150S
货号Item No	2205000	2205100	2206000	2210080	3344110	3344115
电气Electrical data						
电气连接Electrical connection	400 V ~50 Hz or 230 V~50 Hz		400 V / 3 Ph ~50 Hz	400 V / 3 Ph ~50 Hz	400 V / 3 Ph ~50 Hz	400 V / 3 Ph ~50 Hz
卧轴电机功率 Motor horizontal spindle	1.5 kW		2.2 kW	2.2 kW	3 kW	3 kW
立轴电机功率 Motor vertical spindle	1.1 / 2.2 kW		2.2 kW			
加工能力Capacity						
面铣能力 Face milling dimension	Ø 100 mm		Ø 100 mm	Ø 85 mm	Ø 100 mm	ø100mm
立铣能力 End milling dimension	Ø 25 mm		Ø 25 mm	Ø 20 mm	Ø 20 mm	ø20mm
立轴Spindle vertical						
主轴锥度Spindle seat	ISO 40		ISO 40	ISO 40	ISO 40	ISO 40
主轴到工作台 Distance spindle - crosstable	60-390 mm		60 - 420 mm	90 - 520 mm	100 - 500 mm	150-550mm
转速Spindle speed	115-1750 rpm	100-600/350-2000 rpm	90 - 2 000 rpm	45 - 1660 rpm	45 - 1 660 rpm	45-1660 rpm
级数Steps	8 steps	2 steps	8 steps	11 steps	11 steps	11steps
机头旋转 Rotation of milling head	-			90°/360°	90°/360°	90°/360°
卧轴Spindle seat horizontal						
喉距Throat	0-185 mm		35 - 370 mm	-	-	-
转速Spindle speed	60 - 1355 rpm		40 - 1 300 rpm			
级数Steps	9 steps		9 speeds			
工作台Cross table						
尺寸Table length x Width	1000x240 mm		1270 x 280 mm	1120 x 260 mm	1 270 x 300 mm	1370 x320mm
T型槽T-slot size/quantity	14 mm/5		14 mm / 50 mm / 4	14 mm / 63 mm / 3	14 mm / 80 mm / 3	14mm/80mm/3
承载Load capacity	160 kg		150 kg	350 kg	200 kg	280Kg
行程Travel						
X轴行程X-axis Travel	500 mm(Automatic)		750 mm (manual)/ 680 mm(Automatic)	600mm(manual)/ 480 mm(Automatic)	manual 720 mm(manual) / 650 mm(Automatic)	1000 mm
Y轴行程Y-axis Travel	200 mm(manual)		230 mm(manual)	270 mm(manual)	manual 300 mm(manual) / 220 mm(Automatic)	360 mm
Z轴行程Z-axis Travel	340 mm(manual)		360 mm(manual)	380 mm(Automatic)	400 mm(manual) / 320 mm(Automatic)	400 mm
进给Table feed	24 - 720 mm/min(X-axis)		16 - 380 mm/min(X axis)	24 - 402 mm/min(X/Z axis)	30 - 830 mm/min(X/Y axis) 23 - 625 mm/min(Z axis)	
尺寸Dimensions						
长x宽x高Length x Width x Height	1290 x 1090 x 2170 mm		1650x1310x2160 mm	1600x1520x2220 mm	1 760 x 1 550 x 1 700 mm	1760 x1550 x1700mm
净重/毛重Net/Gross weight	820/900 kg		1 300 kg	1300 kg	1 450 kg	1700Kg

Subject to product upgrade and parameter change without prior notice 如产品升级，参数变更，恕不另行通知

MF2-B



MT 80



MT 450



MT 200	MT 230S	MT 80	MT 450	MF2-B	MF4-B
2220080	2223000	3336095	3336145	2320200	2340200
400 V / 3 Ph ~50 Hz	400 V / 3 Ph ~50 Hz	400 V / 3 Ph ~50 Hz	400 V / 3 Ph ~50 Hz	400 V / 3 Ph ~50 Hz	
4 kW	4 kW	2.2 kW	7.5KW	2.2KW	
4 kW	5.5 kW	2.2 kW			
Ø 100 mm	Ø 160 mm	Ø125 mm	ø200mm	Ø75 mm	
Ø 20 mm	Ø 25 mm	Ø25 mm	ø30mm	Ø25 mm	
ISO 50	ISO 50	ISO 40	ISO 50	ISO 40	
250 – 670 mm	190 – 590 mm	120 – 520 mm	50–550mm	405 mm	
60 – 1750 rpm	60 – 1 750 rpm	90– 2 000 rpm	30–2050 rpm	60–4200 rpm,2 stages	
12 steps	12 steps	8 steps			
90°/360°	90°/360°	–	90°/360°	±90°/±45°	
0 – 400 mm	10 – 410 mm	0 – 400 mm	–	–	
58 – 1800 rpm	60 – 1 800 rpm	40 – 1 300 rpm			
12 steps	12 steps	12 speeds			
1650 x 360 mm	1 650 x 360 mm ,35°	1650 x 360 mm	2000x500 mm	1246x230 mm	1370x254 mm
14 mm / 95 mm / 3	18 mm / 80 mm/ 3	14 mm / 95 mm / 3	18mm/80mm/5	16 mm/63 mm/3	
500 kg	500 kg	300 kg	1800Kg	200 kg	300 kg
1290 mm (manual)/ 1210 mm(Automatic)	1 300 mm (manual)/ 1210 mm(Automatic)	1300mm	1400mm	790 mm(manual) 690 mm(automatic)	920 mm(manual) 820 mm(automatic)
280 mm(manual) / 200 mm(Automatic)	manual 300 mm(manual) / 220 mm(Automatic)	280 mm	700mm	280 mm(manual) 280 mm(automatic)	380 mm(manual) 380 mm(automatic)
400 mm (manual)/ 320 mm(Automatic)	400 mm(manual) / 320 mm(Automatic)	400 mm	500mm	390 mm(manual) 370 mm(automatic)	400 mm(manual) 380 mm(automatic)
20 – 380 mm/min (X/Y axis) 7 – 127 mm/min (Z axis)	30 – 750 mm/min.(X axis) 20 – 500 mm/min.(Y axis) 15 – 375 mm/min. (Z axis)	22~ 420 mm/min (X axis) 22~ 393 mm/min (Y axis) 6 ~112mm/min (Z axis)	10–1000mm/min(X/Y axis) 5–500mm/min(Z axis)	5mm x feeder speed	
2 160 x 2 160 x 2 100 mm	2 550 x 2 160 x 2 005 mm	2550x1850x2400mm	2625 x3240 x2080mm	2000x1600x2010 mm	2400x2100x2300 mm
2220 kg	2 800 kg	2350 kg	4500Kg	1000 kg	1260 kg

Subject to product upgrade and parameter change without prior notice 如产品升级，参数变更，恕不另行通知

车床 LATHE MACHINES

TU1503V



TU2004V



TU2304V



可选床脚
Stand for optional

TU2406V



Stand (for optional)

TU2807V



可选床脚
Stand for optional

TU2506V



Stand (for optional)

TU2807VB



可选床脚
Stand for optional

型号Model	TU 1503V	TU 2004 V	TU 2304	TU2304V	TU 2406	TU 2406V
货号Item No.	342 0260	342 0310	342 0320	3420325	3420350	3420355
电气连接Electrical connection						
功率Motor power	450 W	600 W	750 W		750 W	1.1 kW
加工能力Capacity						
床身上最大回转直径 Turning over lathe bed	150 mm	200 mm	230 mm		250 mm	
托板上最大回转直径 Turning over cross slide		110 mm	130 mm		150 mm	
中心高Center height	75 mm	100 mm	115 mm		125 mm	
中心宽Centre width	300 mm	300 mm	450 mm		550 mm	
床身宽度Width of bed	70 mm	100 mm	135 mm		135 mm	
小托板行程Top slide travel	40 mm	55 mm	75 mm		75 mm	
中拖板行程Cross slide travel	55 mm	75 mm	120 mm		120 mm	
刀具尺寸Maximum size of the tool	12 mm	Max. 12 mm	14 x 14 mm		14 mm	
头箱Headstock						
主轴孔径Spindle bore	Ø 11 mm	Ø 21 mm	Ø 20 mm		Ø 21 mm	
主轴鼻端Spindle nose	MT 1	MT 3	MT 3		cylindrical Ø 52 mm	
主轴锥度Spindle taper	22 mm	72 mm	72 mm		MT 3	
转速Spindle speed	120 - 3000 rpm	150 - 2500 rpm	125 - 2000 rpm	150 - 2200 rpm	125 - 2000 rpm	150 - 2500 rpm
进给和螺纹Feed and thread						
纵向进给范围 Longitudinal feed with the range	0.1/0.2 mm/rev	0.1/0.2 mm/rev	0.1/0.2 mm/rev		0.1/0.2 mm/rev	
横向进给范围 Cross feed with the range	-	-	-		-	
公制螺纹范围 Threads metric pitches	0.25 - 3 mm/rev	0.5 - 3 mm/rev	0.4 - 3.5 mm/rev		0.4 - 3.5 mm/rev (14 pitches)	
英制螺纹范围 Threads inch pitches	8-44Threads/inch	10-44Threads/inch	10-44Threads/inch		10-44Threads/inch (12 pitches)	
尾架Tailstock						
尾架锥度Tailstock taper	MT 1	MT 2	MT 2		MT 2	
尾架套筒直径Tailstock diameter	short	30mm	30mm		30mm	
尾架套筒行程Tailstock travel	30 mm	65 mm	70 mm		70 mm	
尺寸Dimension and weight						
外观尺寸Overall dimension	720x415x345 mm	830x425x360 mm	965 x 585 x 510 mm		1 090 x 594 x 484 mm	
包装尺寸Packing size	730x425x355 mm	820x480x490 mm	980 x560 x560 mm		1200x 560x 580 mm	
重量weight	23/26 kg	65/75 kg	114/130 kg	111/127 kg	125/145 kg	

Subject to product upgrade and parameter change without prior notice 见产品升级，参数变更，恕不另行通知

TU 3008G



TU 3008



可选床脚
Stand for optional

TU 3008VB



可选床脚
Stand for optional

TU 2506	TU 2506V	TU 2506VB	TU 2807	TU 2807V	TU 2807VB	TU3008	TU3008G	TU3008V	TU3008VB
3425001	3425006		3427000	3427006		4130200	4530200	4430200	4431200
230 V/1 Ph/50 Hz									
750 W	1.5 kW		1.1 kw	1.5 kw		1.5 KW	1.5 KW	1.5 KW	1.5 KW
Ø246 mm			Ø 280 mm			ø310 mm		ø158 mm	
Ø149 mm			Ø170 mm			ø190 mm		ø800 mm	
125 mm			140 mm			158 mm		310 mm	
500 mm			700 mm			800 mm		190 mm	
134 mm			182 mm			180 mm		180 mm	
70 mm			70 mm			60 mm		60 mm	
110 mm			145 mm			195 mm		195 mm	
12x12 mm			12x12 mm			16x 16mm		16x 16mm	
Ø 26 mm			Ø 26 mm			ø38 mm		ø38 mm	
Short taper			A2-3			D4		D4	
MT 4			MT 4			MT5		MT5	
125 - 2 000 rpm	30-4 000 rpm	150-2500 rpm	150-2000 rpm	30- 4000 rpm	150-2500 rpm	150-2000 rpm	165-2400 rpm	30-3000 rpm	75-2500 rpm
0.07 - 0.4 mm/rev (6 feeds)			0.07 - 0.4 mm/rev (6 feeds)			0.085 - 0.832 mm/rev		0.085 - 0.832 mm/rev	
-			-			0.01 - 0.1 mm/rev		0.01 - 0.1 mm/rev	
0.2 - 4 mm/rev (21 pitches)			0.2 - 4 mm/rev (18 pitches)			0.2-3.5 mm/U		0.2-3.5 mm/U	
56 - 8 turns/inch (21 pitches)			56 - 8 turns/inch (21 pitches)			56-8 threads/inch		56-8 threads/inch	
MT 2			MT 3			MT3		MT3	
30 mm			30 mm			ø38 mm		ø38 mm	
65 mm			85 mm			70 mm		70 mm	
1250x585x475 mm			1270x530x535 mm			1365x725x550 mm		1365x725x550 mm	
1200x 560x 580 mm			1320x695x665 mm			1550x725x765 mm		1550x725x765 mm	
138/156 kg			180/230kg			226 kg	261 kg	243 kg	243 kg

车床 LATHE MACHINES

TM 3110



· 可选床脚
· stand for optional

TM 3310



TM 3610

NEW



TM 4010

NEW



型号Model	TM 3110	TM 3110VB	TM 3310	TM 3310V	TM 3610	TM 3610V
货号Item No.	4633300	3403016	4633310	4633330	4636200	4636230
电气连接Electrical connection	400V/3Ph~50 Hz	230V/1Ph~50 Hz	400V/3Ph~50 Hz		230V/400V	
功率Motor power	1.1KW	1.5KW	1.5 KW		2.2 KW	3 kw
加工能力Capacity						
床身上最大回转直径 Turning over lathe bed	Ø 310 mm		Ø 330 mm		ø360 mm	
托板上最大回转直径 Turning over cross slide	Ø 216 mm		Ø 193 mm		ø228mm	
中心高Center height	1000mm		1000 mm		1000 mm	
中心宽Centre width	155mm		165 mm		180 mm	
床身宽度Width of bed	190 mm		190 mm		205 mm	
小托板行程Top slide travel	168 mm		185 mm		100 mm	
中拖板行程Cross slide travel	90 mm		80 mm		170 mm	
刀具尺寸Maximum size of the tool	16 mm		16x16 mm		16x16 mm	
头箱Headstock						
主轴孔径Spindle bore	Ø 38 mm		Ø 38 mm		ø52 mm	
主轴鼻端Spindle nose	D4		D4		D 5	
主轴锥度Spindle taper	MT5		MT5		MT 6	
转速Spindle speed	65-2000 rpm	20-2500 rpm	65-2000 rpm	14-2800 rpm	70-2000 rpm	40-3000rpm
进给和螺纹Feed and thread						
纵向进给范围 Longitudinal feed with the range	0.02-0.4 mm		0.02-0.4 mm		0.03-2 mm/rev (28 feeds)	
横向进给范围 Cross feed with the range	0.01-0.2 mm		0.01-0.2 mm		0.008-0.541 mm/rev (28 feeds)	
公制螺纹范围 Threads metric pitches	0.4-10 mm		0.4-10 mm		0.4-7 mm/rev (32 pitches)	
英制螺纹范围 Threads inch pitches	56-4 D.P		56-4 D.P		56-4 turns/inch (31 pitches)	
尾架Tailstock						
尾架锥度Tailstock taper	MT3		MT3		MT3	
尾架套筒直径Tailstock diameter	Ø 38 mm		Ø 38 mm		ø45 mm	
尾架套筒行程Tailstock travel	100 mm		100 mm		120 mm	
尺寸Dimension and weight						
外观尺寸Overall dimension	1660x751x550 mm		740x1815x1310 mm		1835x780x1450 mm	
包装尺寸Packing size	1750x760x700 mm		1840x859x1509 mm		1940x900x1700 mm	
重量weight	350 kg/400 kg		544 kg		610/700 kg	

Subject to product upgrade and parameter change without prior notice 如产品升级，参数变更，恕不另行通知

TM 4210

NEW





可选新款欧洲双通道卡盘防护
New style European chuck cover with double channel (for optional)



螺纹加工无需换挂轮
Threading cutting
No Change gear

TM 4215

NEW







可选刀架防护（普通/豪华）
Tool post cover (General/Premium for optional)





可选数显表
DPA12/DPA 31PLUS
Digital readout
DPA12/DPA 31PLUS

TM 4010	TM 4010 V	TM 4210	TM 4215	TM 4210 V	TM 4215 V
4640400	4640430	4642400	4642500	4642430	4642530
400 V / 3 Ph ~50 Hz		400 V / 3 Ph ~50 Hz			
2.2 KW	4.5 kw	3KW/ 4.5 KW		5.5 kw	
Ø 400 mm		Ø 420 mm			
Ø250 mm		Ø264 mm			
1000 mm		1000 mm	1500 mm	1000 mm	1500 mm
200 mm		210 mm			
205 mm		250 mm			
100 mm		145 mm			
185 mm		237 mm			
16x16 mm		20x20 mm			
Ø 52 mm		Ø 52 mm			
D5		D6			
MT6		MT6			
70-2000 rpm	40 - 3000 rpm	45-1800 rpm		35 - 3000 rpm	
0.03-2 mm (28 feeds)		0.03-2 mm (28feeds)			
0.008-0.541 mm (28 feeds)		0.008-0.541 mm (28feeds)			
0.4-7 mm/rev (32 pitches)		0.2-14 mm mm/rev (32 pitches)			
56-4 turns/inch (31 pitches)		56-4 turns/inch (31 pitches)			
MT4		MT4			
Ø50 mm		Ø50 mm			
110 mm		115 mm			
1935x780x1670 mm		1920x740x1460 mm		2420x740x1460 mm	
		2060x910x1735 mm		2560x910x1735mm	
755/846 kg		1104/1215KG		1241/1400KG	

Subject to product upgrade and parameter change without prior notice 如产品升级，参数变更，恕不另行通知

车床 LATHE MACHINES

TX 4414/4414V
TX 4814/4814V
TX 4816/4816V



Model	TX4414	TX4414V	TX 4814	TX 4814V	TX 4816	TX 4816V
货号Item No.	4244350	4244351	4244310	4244311	4248450	4248451
电气连接Electrical connection	400 V/3ph /50 Hz					
功率Motor power	5.5 KW					
加工能力Capacity						
床身上最大回转直径 Turning over lathe bed	Ø440 mm		Ø480 mm		Ø480 mm	
托板上最大回转直径 Turning over cross slide	Ø240 mm		Ø280 mm		Ø280 mm	
中心高Center height	220 mm		240 mm		240 mm	
中心宽Centre width	1400 mm		1400 mm		1600 mm	
床身宽度Width of bed	300 mm					
小托板行程Top slide travel	153 mm					
中拖板行程Cross slide travel	290 mm					
头箱Headstock						
主轴孔径Spindle bore	Ø 52 mm		Ø80 mm		Ø80 mm	
主轴鼻端Spindle nose	D6		D8		D8	
主轴锥度Spindle taper	MT6		MT7		MT7	
转速Spindle speed	40-2200 rpm	20-2200 rpm	40-1800 rpm	20-2500 rpm	40-1800 rpm	20-2500 rpm
进给和螺纹Feed and thread						
纵向进给范围 Longitudinal feed with the range	0.05 - 0.752 mm					
横向进给范围 Cross feed with the range	0.025 - 0.376 mm					
公制螺纹范围 Threads metric pitches	0.5 - 7.5 mm					
英制螺纹范围 Threads inch pitches	60-4 D.P					
尾架Tailstock						
尾架锥度Tailstock taper	MT4/MT5(for optional)		MT5		MT5	
尾架套筒直径Tailstock diameter	Ø58 mm		Ø72 mm		Ø72 mm	
尾架套筒行程Tailstock travel	130 mm		130 mm		130 mm	
尺寸Dimension and weight						
外观尺寸Overall dimension	2288x1030x1740 mm		2288x1050x1740 mm		2688x1150x1740 mm	
净重/毛重Net weight/Gross weight	1630/1700 kg		1700/1770kg		1750/1790 kg	

Subject to product upgrade and parameter change without prior notice 如产品升级，参数变更，恕不另行通知

TX 5216/TX 5216V
TX 6222V/TX 6222V



TX 5216	TX 5216V	TX 5222	TX 5222V	TX 6222	TX 6222V
4254400	3432447	4254410	3432467	4262500	3432467
400 V / 3 Ph ~50 Hz		400 V / 3 Ph ~50 Hz		400 V / 3 Ph ~50 Hz	
5.5 KW	7.5 KW	5.5 KW	7.5 KW	7.5 KW	
Ø520 mm		Ø520 mm		Ø620 mm	
Ø324 mm		Ø324 mm		Ø424 mm	
260 mm		260 mm		310 mm	
1600 mm		2200 mm		2200 mm	
350 mm					
350 mm					
170 mm					
Ø80 mm		Ø80 mm		Ø105 mm	
D8		D8		D8	
MT7		MT7		Ø 113 mm (taper 1:20)	
30–1500 rpm	12–1800 rpm	30–1500 rpm	14–1800 rpm	40–1650 rpm	14–1800 rpm
0.05–1.5 mm		0.05–1.5 mm		0.05 – 1.5 mm	
0.025–0.75 mm		0.025–0.75 mm		0.025 – 0.75 mm	
0.5–15 mm		0.5–15 mm		0.5 – 15 mm	
60–2 D.P		60–2 D.P		60 – 2 D.P	
MT5		MT5		MT5	
Ø72 mm		Ø72 mm		Ø72 mm	
180 mm		180 mm		180 mm	
3016x1275x2020 mm		3616x1275x2020 mm		3460x1150x1830 mm	
2470/2550 kg		2540/2620 kg		2800/3000 kg	

Subject to product upgrade and parameter change without prior notice 如产品升级，参数变更，恕不另行通知

车床 LATHE MACHINES

TURNER 630H

机械式离合
mechanical clutch



TURNER 630HD

液压式离合
hydraulic clutch



型号Model	Turner 630H	Turner 800H	Turner 1000H	Turner 1200H	Turner 630HD	Turner 800HD	Turner 1000HD	Turner 1200HD
货号Item No.	4633000	4602000	4613000	4603000	4801100	4802300	4813000	4803000
电气 Electrical data								
电机功率 Motor power	11 KW							
进给电机Rapid feed motor	1.1 KW							
加工范围Capacity								
床身上回转直径Max.swing over bed	Ø630 mm	Ø800 mm	Ø1000 mm	Ø1200 mm	ø630 mm	ø800 mm	ø1000 mm	ø1200 mm
马鞍上回转直径 Max.swing over gap(OPTIONAL)	Ø830 mm	Ø1000mm	Ø1200mm	Ø1400 mm	ø830 mm	ø1000 mm	ø1200 mm	ø1400 mm
托板上回转直径Max.swing over cross slide	Ø350 mm	Ø485 mm	Ø685 mm	Ø800 mm	ø345 mm	ø480 mm	ø680 mm	ø680 mm
床身宽度Width of bed	550 mm				600 mm			
中心距Center distance	1.5m 2m 3m 4m 5m 6m 8m 10m 12m							
中拖板行程Cross slide travel	550 mm	420 mm	520 mm	620 mm	370 mm		430 mm	
小托板行程Top slide travel	200 mm							
车刀尺寸Tool section	32x32 mm							
主轴Spindle								
主轴孔径Spindle hole	ø105 mm 或ø130 mm (optional)				ø105 mm 或ø130 mm (optional)			
主轴锥度Spindle taper	1:20				1:20			
转速Spindle speeds	5.5-730 rpm				5.5-730 rpm			
进给Feeds								
快移Rapid feed:Long/Cross	4000 mm/min,2000 mm/min				4000 mm/min,2000 mm/min			
尾架Tailstock								
尾架锥度Sleeve taper	MT6							
尾架套筒直径Sleeve diameter	ø100 mm		ø120 mm		ø100 mm		ø120 mm	
尾架套筒行程Sleeve travel	240 mm				240 mm			

Subject to product upgrade and parameter change without prior notice 如产品升级，参数变更，恕不另行通知

TURNER 1000HM



TURNER 1280HH



Turner 1000HM	Turner 1250HM	Turner 1400HM	Turner 1600HM	Turner 1280HH	Turner 1480HH	Turner 1680HH	Turner 1980HH	Turner 2080HH
4702100	4703100	4705100	4707100	4604200	4606200	4608200	4609200	4615200
22 KW						30 KW		
1.5 KW						1.5 KW		
ø1000 mm	ø1250 mm	ø1400 mm	ø1600 mm	ø1280 mm	ø1480 mm	ø1680 mm	ø1980 mm	ø2080 mm
ø830 mm	ø1000 mm	ø1200 mm	ø1400 mm	ø1580 mm	ø1780 mm	ø1980 mm	ø2280 mm	ø2380 mm
ø620 mm	ø870 mm	ø1000 mm	ø1200 mm	ø840 mm	ø1040 mm	ø1240 mm	ø1500 mm	ø1600 mm
780 mm				1100 mm				
1.5m 2m 3m 4m 5m 6m 8m 10m 12m								
650 mm				860 mm				
280 mm				280 mm				
45×45 mm				45×45 mm				
ø130 mm	ø130 mm/ø145 mm for optimum			ø130 mm	ø130 mm	ø130 mm	ø130 mm	ø130 mm
140#(A15)				140#	140#	140#	140#	140#
3.15-315rpm		2.5-250rpm		3-315 rpm或2-200 rpm或2-250 rpm				
3400 mm/min,1700 mm/min				3400 mm/min,1700 mm/min				
80# or MT6				ø260 mm				
ø160 mm				80#				
300 mm				300 mm				

Subject to product upgrade and parameter change without prior notice 如产品升级，参数变更，恕不另行通知

金属锯 METAL BAND SAW

SP 15V/17V

NEW

Stand for optional



切割能力 Cutting capacity

SP 15V	0°	Ø 150 mm	140 x 140 mm
SP 17V		Ø 170 mm	166 x 166 mm
SP 15V	45°	Ø 100 mm	100 x 100 mm
SP 17V		Ø 130 mm	130 x 130 mm
SP 15V	60°	Ø 70 mm	65 x 65 mm
SP 15V		Ø 75 mm	75 x 75 mm

- 以铝为例，材料不同切割能力不同
- The cutting area was determined for aluminium. It can vary when using different materials and may be smaller

S 92G/122G



切割能力 Cutting capacity

S 92 G	0°	Ø 90 mm	900 x 130 mm
S 122 G		Ø 115 mm	100 x 150 mm
S 92 G	45°	Ø 65 mm	65 x 50 mm
S 122 G		Ø 100 mm	85 x 65 mm

- 以铝为例，材料不同切割能力不同
- The cutting area was determined for aluminium. It can vary when using different materials and may be smaller

SQ-V13

Stand for optional



切割能力 Cutting capacity

0 °	Ø 125 mm	125 mm	125 x 125 mm
45°	Ø 85 mm	85 mm	85 x 85 mm
60°	Ø 50 mm	50 mm	50 x 50 mm

- 以铝为例，材料不同切割能力不同
- The cutting area was determined for aluminium. It can vary when using different materials and may be smaller .

SD 200 / SD 200B /SD 200G / SD 200V



切割能力 Cutting capacity

0 °	Ø 180 mm	180 mm	180 x 240 mm 65 x 300 mm
45°	Ø 110 mm	150 mm	110 x 170 mm

- 以铝为例，材料不同切割能力不同
- The cutting area was determined for aluminium. It can vary when using different materials and may be smaller .

Subject to product upgrade and parameter change without prior notice 如产品升级，参数变更，恕不另行通知

S 275E/EV

NEW



切割能力 Cutting capacity

0 °	Ø 225 mm	170 mm	150 x 245 mm
45°	Ø 145 mm	145 mm	145 x 180 mm
60°	Ø 90 mm	90 mm	90 x 120 mm

- 以铝为例，材料不同切割能力不同
- The cutting area was determined for aluminium. It can vary when using different materials and may be smaller .

SD 280V

NEW



切割能力 Cutting capacity

0 °	Ø 225 mm	170 mm	150 x 245 mm
45°	Ø 145 mm	145 mm	145 x 180 mm
60°	Ø 90 mm	90 mm	90 x 120 mm

- 以铝为例，材料不同切割能力不同
- The cutting area was determined for aluminium. It can vary when using different materials and may be smaller .

S 300DG



切割能力 Cutting capacity

0 °	Ø 225 mm	180 mm	150 x 245 mm
45°	Ø 150 mm	150 mm	150 x 190 mm
60°	Ø 90 mm	90 mm	90 x 180 mm
-45°	Ø 150 mm	150 mm	120 x 150 mm

- 以铝为例，材料不同切割能力不同
- The cutting area was determined for aluminium. It can vary when using different materials and may be smaller .

CS 275/315/350



切割能力 Cutting capacity

CS 275	0 °	Ø 70 mm	60 mm	85 x 60 mm
	45°	Ø 70 mm	60 mm	75 x 60 mm
CS 315	0 °	Ø 100 mm	90 mm	100 x 90 mm
	45°	Ø 100 mm	70 mm	90 x 70 mm
CS 350	0 °	Ø 120 mm	100 mm	110 x 100 mm
	45°	Ø 120 mm	80 mm	90 x 80 mm

- 以铝为例，材料不同切割能力不同
- The cutting area was determined for aluminium. It can vary when using different materials and may be smaller .

Subject to product upgrade and parameter change without prior notice 如产品升级，参数变更，恕不另行通知

平面 / 外圓磨床 SURFACE/CYLINDRICAL GRINDING MACHINE

GT 22



GT 25



GT 30



GT 40



型号Model	GT 22	GT 25	GT 30	GT 40
货号Item No.	3112020	3112025	3112030	3112040
电气Electrical				
电气连接Electrical connection	400 V/3 Ph ~50 Hz	400 V/3 Ph ~50 Hz	400 V/3 Ph ~50 Hz	400 V/3 Ph ~50 Hz
总功率 Total Motor power	1.5 kw	2.2 kw	4 kw	7.5 kW
冷却功率 Motor power coolant pump	125 w	70 w	90 w	90w
主轴 Spindle				
转速 Spindle speeds	2840 rpm	2850 rpm	1 450 rpm	1 450 rpm
主轴到工作台距离 Distance from spindle center to table	450 mm	450 mm	580 mm	580 mm
砂轮尺寸 Size of grinding wheel	Ø200x20,Ø31.75 mm	Ø200x20,Ø31.75 mm	Ø350x40,Ø127 mm	Ø350x40,Ø127 mm
工作台Surface grinding table				
尺寸Surface grinding table size	200 x 450 mm	254 x 508 mm	305 x 635 mm	406 x 813 mm
T 型槽尺寸 T-nut size	14 mm	14 mm	14 mm	14 mm
工件尺寸 Max.workpiece size	450x200x350 mm/128 kg	508x254x350 mm,180 kg	635x305x405 mm,270 kg	813x406x405 mm,500 kg
工作台行程 Table travel X/Y	500/240 mm	560mm/275 mm	765/340 mm	830/420 mm
进给速度Traversing speed of table	-	5-25 m/min		
快移速度Rapid traverse on Y/Z axis	-	990 mm/min/480 mm/min		
Y 轴自动走刀 Y axis Continuous automatic feed	-	0.1-8 mm/rev		
Z 轴自动走刀 Z axis Step automatic feed	-	0.005 | 0.01 | 0.02 | 0.03 | 0.04 | 0.05 mm/rev(6 steps)		
尺寸 Dimension				
尺寸 dimension	1970 x 1300 x 1700 mm	2250 x 2150x1675 mm	2800 x 2205 x 1900 mm	3600x2400x1900 mm
重量 weight	900 kg	1900 kg	3 000 kg	3600 kg

Subject to product upgrade and parameter change without prior notice 如产品升级，参数变更，恕不另行通知

GC 1305

NEW







GC 1810

NEW





型号Model	GC 1305	GC 1810
货号Item No	8113000	8118100
电气连接Electrical connection	400V 50Hz 3ph	400V 50/60Hz 3ph
功率Motor power	5.6 KW	9 KW
可磨直径Grindable diameter		
外圆带/不带中心架Outer circle with/without steady-rest	8-60 mm/8-200 mm	1000 mm
内圆带/不带中心架Inner circle with/without steady-rest	35-100mm/25-100 mm	125 mm
工作区域Work area		
中心高Center height	135 mm	180 mm
工件最大重量Maximum weight of workpiece	50 kg	150 kg
头架主轴转速Spindle speed of headstock	25——380 r/min	50HZ:25-220 r/min(variable) 60HZ:30-264 r/min(variable)
头尾架顶尖Workhead and tailstock center	Morse NO.4	Morse NO.4
国标试磨件精度Precision		
外圆圆度Outer roundness	1.5 μm	2.5 μm
内圆圆度Inner roundness	2.5 μm	2.5 μm
外圆表面粗糙度External surface roughness	Ra0.32 μm	Ra0.32 μm
内圆表面粗糙度Internal surface roughness	Ra0.63 μm	Ra0.63 μm
砂轮Grinding wheel		
砂轮尺寸Wheel dimensions (O.D. xW xI.D)	Max.Ø400 x50 x Ø203 mm/ Min. Ø280 x50 x Ø203 mm	Ø400 x50 x Ø203 mm
砂轮线速度Grinding wheel peripheral speed	38 m/s	38 m/s
尺寸Dimensions		
长x宽x高Dimensions (LxWxH)	2500 x 1600 x 1500 mm	3605 x 1810 x 1515 mm
重量weight	2500 kg	3700 kg

Subject to product upgrade and parameter change without prior notice 如产品升级，参数变更，恕不另行通知

砂轮机 GRINDING MACHINE

GU 15/18/20/25



型号Model	GU 15	GU 18	GU 20 / GU 20Vario	GU 25 / GU 25Vario
货号Item No	6161500	6161800	6162000/ 6162100	6162500/ 6162600
电气连接 Electrical connection	230V/1Ph~50 Hz	230V/1Ph~50Hz	230 V / 400 V	400V/3Ph~50 Hz
功率Motor power	450 W	450 W	600 W	1.5 kW
砂轮尺寸 Size of grinding wheel	Ø 150 x 20 mm hole Ø 16 mm	Ø 175 x 25 mm hole Ø 32 mm	Ø 200 x 30 mm hole Ø 32 mm	Ø 250 x 40 mm hole Ø 32 mm
转速Speeds	2850 rpm	2850 rpm	2850 rpm	2850 rpm
包装尺寸 Package dimensions	389x206x 266 mm	389x233x279 mm	495x261x331mm	471x319x365 mm
净重Net weight	10.7 kg	12.3 kg	18.5 kg	32.5 kg

GU 20S / GU 25S



型号Model	GU 20S	GU 25S
货号Item No(230 V)	3101570	-
货号Item No(400 V)	3101575	3101580
功率Motor power	600 W	1.5 KW
砂轮尺寸 Size of grinding wheel	Ø 200 x 30 mm hole Ø 32 mm	Ø 250 x 40 mm hole Ø 32 mm
砂带尺寸Grinding belt	75 x 762 mm	75 x 1 016 mm
转速Rotational speed	2 850 rpm	2 850 rpm
尺寸Dimensions	501x261x459 mm	514x319x596 mm
重量Weight	20.7 kg	31.5 kg

GU 20P/25P/35P



型号Model	GU 20P	GU 25P	GU 35P
货号Item No	6102002/6102003	6102503	6103503
电气连接 Electrical connection	230V/1Ph / 400 V/3 Ph	400 V/3 Ph~50 Hz	
功率 Motor power	600 W	1.5 kW	2.2 kW
速度Speed	2 850 rpm	2 850 rpm	1450 rpm
布轮尺寸 Polishing disc size	Ø 200 x 20 mm	Ø 250 x 25 mm	Ø 350 x 40 mm
尺寸Dimensions	545x200x262 mm	555x250x296 mm	1017x420x527 mm
重量Weight	10.6 kg	17.4 kg	64.1 kg

GU 15SP/20SP



型号 Model	GU 15SP	GU 20SP
货号Item No	6161502	6161503
电气连接Electrical connection	230 V / 1Ph ~50 Hz	400 V/3 Ph ~50 Hz
功率 Motor power	450 W	600 W
布轮尺寸 Polishing disc size	Ø150x20 xØ 16 mm	Ø200x30xØ32 mm
砂轮尺寸Grinding wheels size	Ø150x36xØ 16 mm	Ø200x36 xØ16 mm
砂带尺寸Grinding belt	75x 762mm	75 x 1016mm
速度Speed	2.850 min-1	2.850 min-1
尺寸Dimensions	582x203x436mm	645x261 x589mm
重量Weight	18.9/25.2kg	24.8/33.2kg

GB 305D





型号Type	GB 305D
货号Item No	6430500
电气连接Electrical connection	400 V
功率Motor power	1.1KW
转速Speed under load in rpm	1450 rpm
砂盘直径Grinding disc dimension	305 mm
尺寸Dimensions	560 x 440 x 380 mm
重量Weight	26.5 kg/29.5 kg

GB 250B





型号Type	GB 250B
货号Item No	6125000
电气连接Electrical connection	400 V
功率Motor power	1.8/1.3KW
转速Speed under load in rpm	2850/1450 rpm
钢刷尺寸Multi-purpose wire brush	250 x 30 x 25mm
尺寸Dimensions	480 x 415 x 360 mm
净重Net weight	48 kg

Subject to product upgrade and parameter change without prior notice 如产品升级，参数变更，恕不另行通知

GB 120SD



型号Type	GB 120SD
货号Item No	6212003
电气连接Electrical connection	400 V/50Hz
功率Motor power	2.2/1.5KW
转速Speed under load in rpm	2850/1450 rpm
砂带角度Angle of grinding arm	0-90°
砂带尺寸 Abrasive Belt dimensions	120 x 1500 mm
长x宽x高 Lenght x Width x Height	907 x 563 x 1000 mm
重量weight	77.6/97 kg

GBS 75/150



型号Type	GBS 75	GBS 150
货号Item No	6207700	6215200
电气连接 Electrical connection	400 V/50Hz	400 V/50Hz
功率Motor power	1.5/2.2KW	1.5/2.2KW
转速 Speed under load in rpm	1450/2850 rpm	1450/2850 rpm
砂带尺寸Grinding belt size	75 x 2000 mm	150 x 2000 mm
尺寸 Dimension	995x500x1025 mm	1100x550x1000 mm
Net weight	72 kg	87.5 kg

GH 10T/GH 15T





型号Model	GH 10T	GH 15T
货号Item No	6601080	6601580
功率Motor power	180 W	450 W
转速Speed infinitely variable	5300 rpm	3000 rpm
角度Angle of the head sharpening	90° - 135°	90° - 145°
刀具尺寸Grinding capacity drill	Ø 3 mm - Ø 13 mm	Ø 3 mm - Ø 30 mm
长Length	330 mm	490 mm
宽Width	190 mm	280 mm
高Height	200 mm	310 mm
净重Net weight	9 kg	33 kg

GBS 75/150



可选底座
Base for optional

型号Model	CCM 500	CCM 650
货号Item No	6250500	6250600
电气连接 Electrical connection	380 V / 3 Ph ~50 Hz	
功率 Motor Power	0.75KW	
转速 Rated speed	10000 r/min	
行程 Rail travel	500 mm	650 mm
直角倒角尺Straight chamfer size	Steel 0-5 / aluminum 0-6 mm	
圆倒角尺寸Round chamfer size	Steel 0-5 / aluminum 0-6 mm	
直倒角角度Straight chamfer angle	45°	
圆倒角角度 Circular chamfer angle	45° /R2/R3	
尺寸Dimensions	810x230x770 mm	740x 550x 550 mm
重量weight	70KG	80KG

Subject to product upgrade and parameter change without prior notice 如产品升级，参数变更，恕不另行通知

COMPANY PROFILE

As an export-oriented, industry & trade integrated enterprise, Yangzhou Euro Group has three production bases: Yangzhou Euro Brother Machine & Tools Co., Ltd.; China-German joint venture OPTIMUM (Yangzhou) Machinery Co., Ltd.; Yangzhou Opcraft Machinery Co., Ltd. and one trading company: Yangzhou Developping Import & Export Co., Ltd. With more than 3 0 0 employees and 7 0,0 0 0 square meters production bases, Yangzhou Euro Group has a yearly capacity of more than 1 0 0 0 0 sets of different machines and a yearly total export of 3 0 0 million RMB which rises steadily year by year.

扬州欧普机械集团公司，系一家工贸一体化外向型企业，下设三大生产基地扬州欧普兄弟机械工具有限公司，中德合资欧普铁玛（扬州）机械有限公司、扬州欧普鼎盛机械有限公司，和两家外贸公司。集团员工人数 300 余人，生产基地 7 万余平方米，年产能力 1 万台套，年出口总额 3 亿元人民币，并逐年稳步提升。





Add:99#West Kaifa Road,Yangzhou,China
post code:225009
Tel:86-51 4-8281 251 8/1 891 21 45588
Fax:86-51 4-85860395
E-mail: jc@toptechmachine.cn
Web:www.toptech.cn

official website

Your specialist retailer: